


DAVEY Mukmova



Mukmova
25301

Jumbo Mukmova
MM07



Model Numbers:
25301, 25303,
MM07/3, MM09/3



FARM &
IRRIGATION

DESIGNED FOR PUMPING LIQUIDS WITH SOLIDS IN SUSPENSION

APPLICATION

Ideal for pumping water containing solids in suspension, such as effluent water, dairy or piggery waste, liquid food transfer, bentonite sludge and sawdust muds.

FEATURES & BENEFITS

MUKMOVA

- Semi vortex open vane impeller
- Solid cast iron casing and impeller
- Mechanical seal is grease packed with grease nipple
- Inspection cover held by two wing nuts
- Choice of 240 / 480 volt single phase and 415 volt three phase, 50Hz models
- Single phase models are capacitor start/capacitor run design
- Automatic resetting motor overload in all single phase models
- Oversized motor used, with ample power reserve
- Davey manufactured TEFC, IP56 motor

JUMBO MUKMOVA

- Robust cast iron casing with thick walls for longer pump life
- Open impeller design allows for high solids passage (up to 25x40mm) with little chance of blockage
- Internal armoured volute plate made of nodular cast iron to resist the abrasive and corrosive action of liquids even with solids in suspension
- The armoured volute plate is fixed to the casing without screws for fast and easy removal
- Self-priming action allows the pump to prime without the need to fill the pipe and to be operated without a foot valve to reduce the risk of blockages
- Large priming and drain plugs for fast filling and draining of the pump casing
- Comes with companion flanges for easy installation of piping

MukmoVa Pumps

Installation & Priming

Fit strainer to bottom of suction pipe only where blockage of such a strainer is unlikely.

A foot valve is not required.

To prime pump, fill the pump casing with water then allow the pump to run until it draws water.

MATERIALS OF CONSTRUCTION	
MUKMOVA 25301, 25303 MODELS	
PART	MATERIAL
Suction cover	Grey cast iron (T220)
Pump body & yoke	Grey cast iron (T220)
Impeller	Grey cast iron (T220)
Inspection cover	Grey cast iron (T220)
Inspection cover shims	304 stainless steel
Inspection cover wing nuts	Bronze 3/8" BSW
Seal ring (stationary)	Ceramic
Seal ring (rotating)	Carbon
Seal grease	BP energrease LS2
O-rings & gaskets	Nitrile rubber
Priming plug	Glass filled nylon 6

MATERIALS OF CONSTRUCTION	
JUMBO MUKMOVA MM07/3 & MM09/3 MODELS	
PART	MATERIAL
Casing	Cast Iron G20
Armoured volute plate	Nodular cast iron GS400
Impeller	Nodular cast iron GS400
Impeller washer	304 stainless steel
Inspection doors	Galvanised steel
Mechanical seal (stationary face)	Silicon carbide, Viton®
Mechanical seal (rotating face)	Silicon carbide, Viton®
Shaft shim	Teflon
Gaskets	Paper fibre

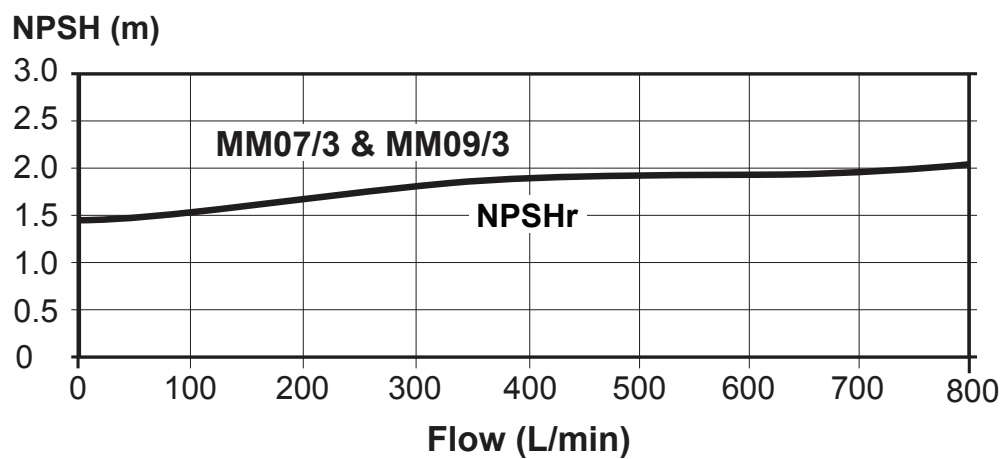
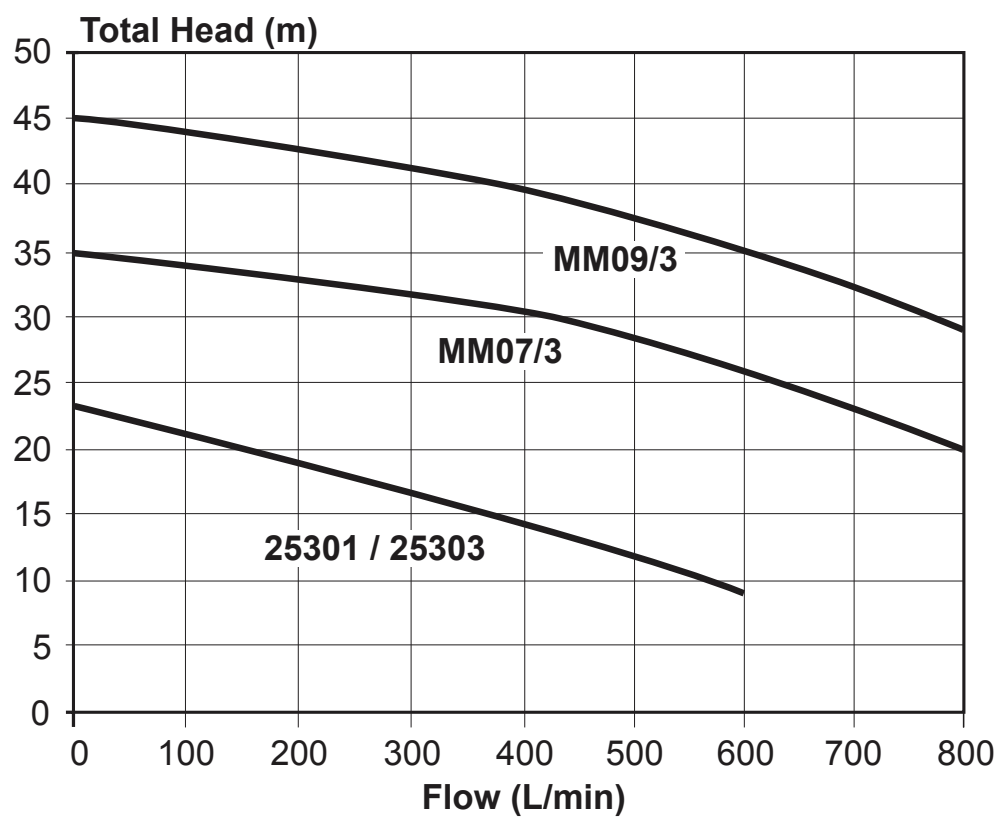
OPERATING LIMITS		
	25301, 25303	MM07/3, MM09/3
Maximum flow (nil suction)	600 lpm	800 lpm
Maximum total head	22 metres	45 metres
Maximum suction lift	6 metres	6 metres
Max. soft solids size (mm)	20mm	30mm x 40mm
Maximum specific gravity	1.2	1.1
Minimum water temp.	1°C	1°C
Maximum water temp.	50°C	90°C
Max. ambient temperature	50°C	50°C
Minimum suction pipe size	2"	2"
Inlet size	2½" BSP(F)	2" BSP(F)
Outlet size	2" BSP(F)	2" BSP(F)

ELECTRICAL DATA					
	25301		25303	MM07/3	MM09/3
Supply Voltage	240V	480V	415V		
Phase	Single		Three		
Input Power (P1)	2.6kW		2.4kW	7.2kW	9.7kW
Output Power (P2)	2.1kW		2.0kW		
Capacitor - run	40μF		-	-	-
Capacitor - start	120μF		-	-	-
Full Load Current	11A	5.5A	4.2A	12.9	15.5
Locked rotor current	70A	60.9A	30.6A	91	tba
Motor Efficiency	80%	80%	83%	91.5%	91.5%
Insulation Class	Class F				
IP Rating	IP56			IP55	
Starting (1Ø)	CSCR		-		

Single phase models should be restricted to no more than 20 starts per hour.

Three phase (415V) models must be connected to a suitable magnetic contactor with M10 rated "quick trip" thermal overloads. Single phasing protection is strongly recommended.

HYDRAULIC PERFORMANCE

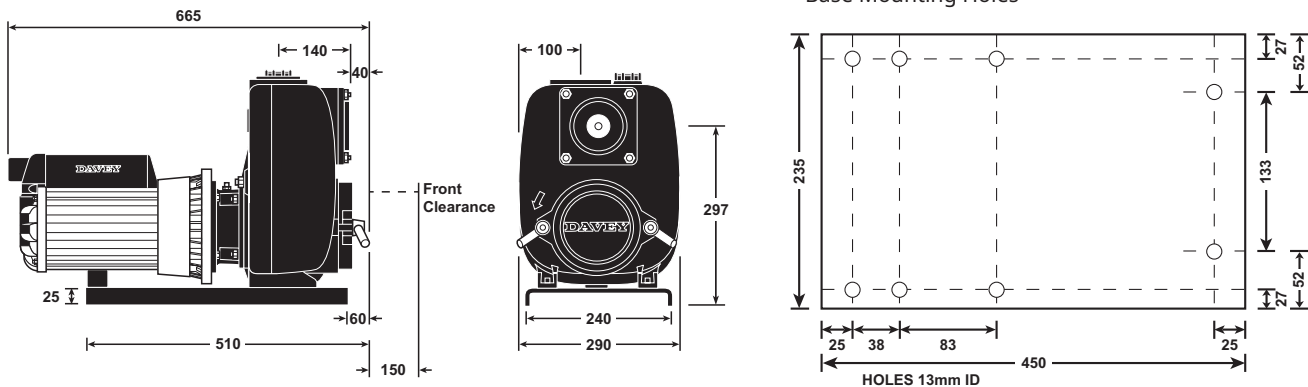


Model	Type	kW (P2)	Voltage	Inlet / Outlet
25301	Mukmova	2.1	240/480V	2½" F / 2" F
25303	Mukmova	2	415V	2½" F / 2" F
MM07/3	Jumbo Mukmova	7.5	415V	2" F / 2" F
MM09/3	Jumbo Mukmova	9.2	415V	2" F / 2" F

Mukmova Pumps

DIMENSIONS (MM)

MUKMOVA 25301, 25303 MODELS



JUMBO MUKMOVA MM07/3 & MM09/3 MODELS

