

DAVEY RainBank®



Model Numbers:
KRB1NF, KRB2NF



FLOATLESS SURFACE PUMP RAINWATER HARVESTING CONTROLLER KIT

APPLICATION

Floatless RainBank is ideal for metropolitan rainwater harvesting on homes, toilet blocks and garden irrigation utilising a surface mounted pump.

FEATURES & BENEFITS

RainBank is a mains/tank water interconnection device sourcing rainwater as a priority with mains as a back up. Also suitable for exterior taps.

- **Now without the need for an external float, Floatless RainBank makes installation easy** for plumbers everywhere
- **Ideal for surface mounted installations and supplied** with the renowned reliability of Davey's HP or HS pressure pump
- **Correctly installed, Davey's new Floatless RainBank system will reprime, every time!**
- **Easily retro-fittable** to other floatless systems on the market
- **With the option to easily connect an external float** if the installations needs it
- **Using rainwater all year round, eliminates the need for large tanks,** taking up valuable space in your yard
- **Built-in backflow protection valve (dual check valve) in compliance with the requirements of AS/NZS 3500-1-2003** for added safety and assured protection of your mains water supply

- **Yellow LED** – fault condition

RainBank seamlessly delivers rainwater to your toilets, laundry and gardens with automatic mains water back-up.

- Davey pioneered rainwater harvesting products of this kind
- Market-leading design, flow rates and pressures
- Intelligence 'built-in'
- Unrivalled dependability and innovation keeps coming with Davey

Unlike other systems that always pump mains to the tank, RainBank is a true interconnection device only pumping rainwater present in the tank, allowing mains to seamlessly flow through when needed. Save on unnecessary pump wear and tear and electricity costs that can soon add up.

RainBank provides water even when:-

- Rainwater has been exhausted
- There is no power to run the pump
- Mains water is unavailable

Rainwater Harvesting

OPERATING LIMITS

Model	KRB1NF	KRB2NF
Maximum flow rate (mains)	100 lpm	
Maximum flow rate (pump)	55 lpm	
Maximum mains water pressure	600 kPa	
Maximum pump pressure	350 kPa	480 kPa
Maximum pump amps	12 amps	
Level switch voltage (optional accessory)	12 volts DC	
Maximum water temperature continuous	50°C	
Minimum water temperature	1°C	
Maximum ambient temperature	50°C	
Mains water inlet size	¾" BSP (M)	
Rainwater inlet size	1" BSP(M)	
Outlet sizes	¾" BSP (M)	
Pump inlet size	1¼" BSP (F)	
Pump outlet size	1" BSP(M)	1" BSP(F)

MATERIALS OF CONSTRUCTION

PART	MATERIAL
Pump	
Impellers	Glass filled polycarbonate
Lock nut	304 stainless steel
Pump casing	304 stainless steel
Pump backplate	304 stainless steel
Pump shaft	303 stainless steel
Neck rings	Propylene + teflon
Seal ring (stationary)	Ceramic
Seal ring (rotating)	Carbon (synthetic)
Seal spring	304 stainless steel
O-rings	Nitrile rubber
Stage body	Glass filled noryl
Priming plug	Glass filled noryl
Motor shell	Marine grade aluminium
Lantern/DE endshield	Marine grade aluminium
Shell and lantern finish	Baked polyester
RainBank	
Dual check valve	
Body	D.R. brass
Valves	Acetal
Springs	304 stainless steel
Source control valve	
Body	Nylon
Valves	Acetal
Plunger	Grivory
Diaphragm	Santoprene
Seal	Nitrile
Sensor plate	316 stainless steel
Enclosure	A.B.S.

ELECTRICAL DATA

Pump	HP45-05	HS50-06
Supply Voltage	220-240V ±6%	
Supply frequency	50Hz	
Phase	Single	
Speed	2850rpm	
Full load current	3.4A	3.8A
Locked rotor current	12.0A	
Input power (P ₁)	0.77kW	0.89kW
Output power (P ₂)	0.55kW	0.60kW
Enclosure class	IP55	
Insulation class	Class F	
Starting	P.S.C.	
AS/NZS 3350.2.41-1997 Approval No. A/10059EA		

Note: All performance at 240V 50Hz

RainBank	
Supply voltage	220-250V
Supply frequency	50Hz
Max. full load current	10A
Enclosure class	IP23
Power supply lead – incoming	2m
Level switch lead length: Side entry (optional) Top entry	9m

APPROVALS

Complies with electrical standards: **AS/NZS60335.2.41: 2004 Clause 24**

Certificate of electrical suitability: **A/10E**

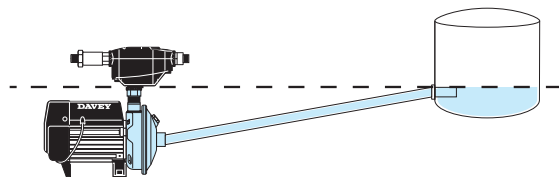
Complies with plumbing standards: **AS/NZS3500-1-2003** including provision of backflow protection when installed in compliance with product Installation & Operating Instructions.

Watermark License **WMKA22042**.

Must be installed by a licensed plumber.

INSTALLATION AND PRIMING

Installation Type 1 (preferred option)

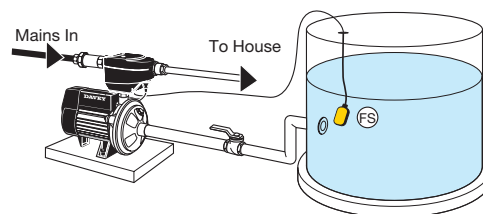


Tank: above ground

Pump: outside tank

External float switch: not applicable

Installation Type 2 (with optional external float - sold separately)

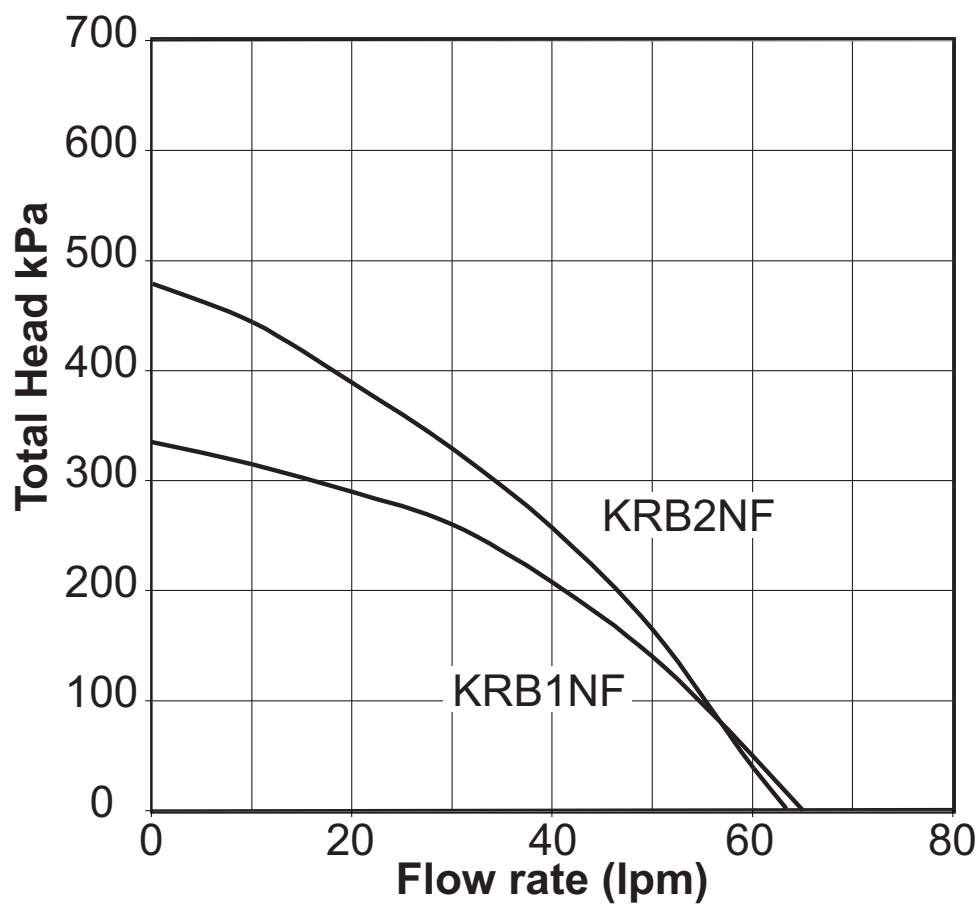
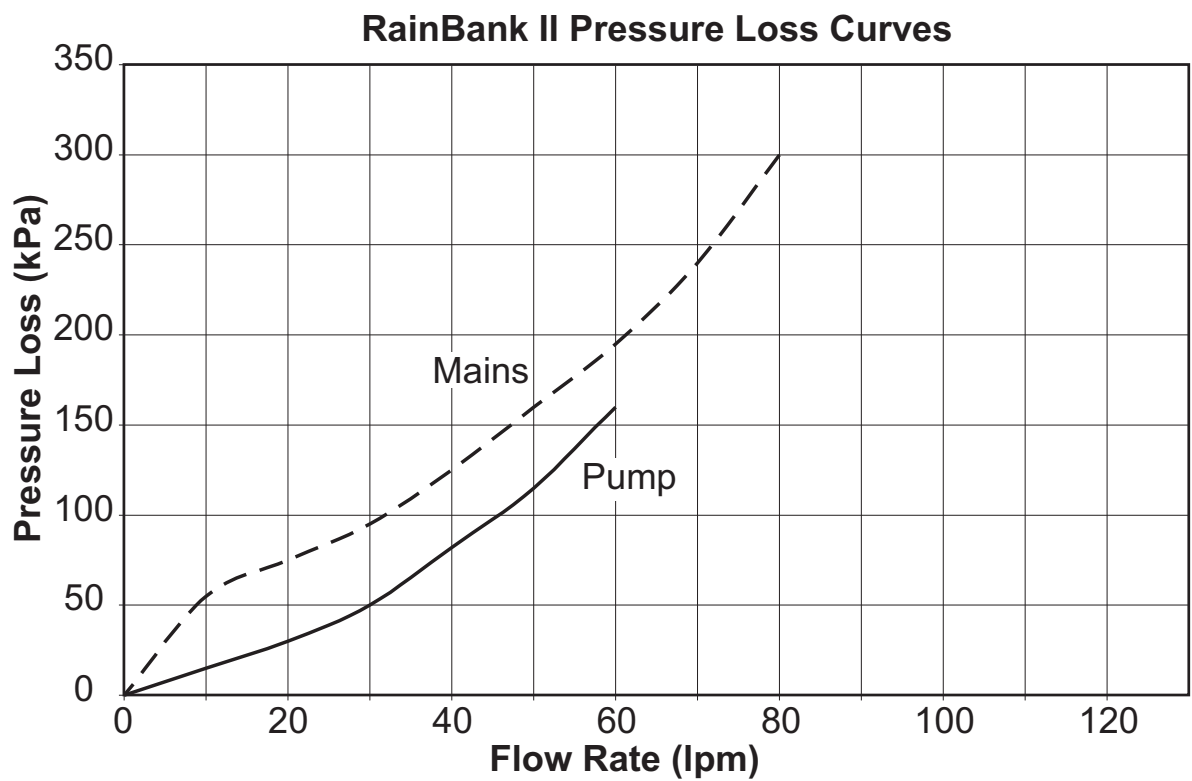


Tank: above ground

Pump: outside tank

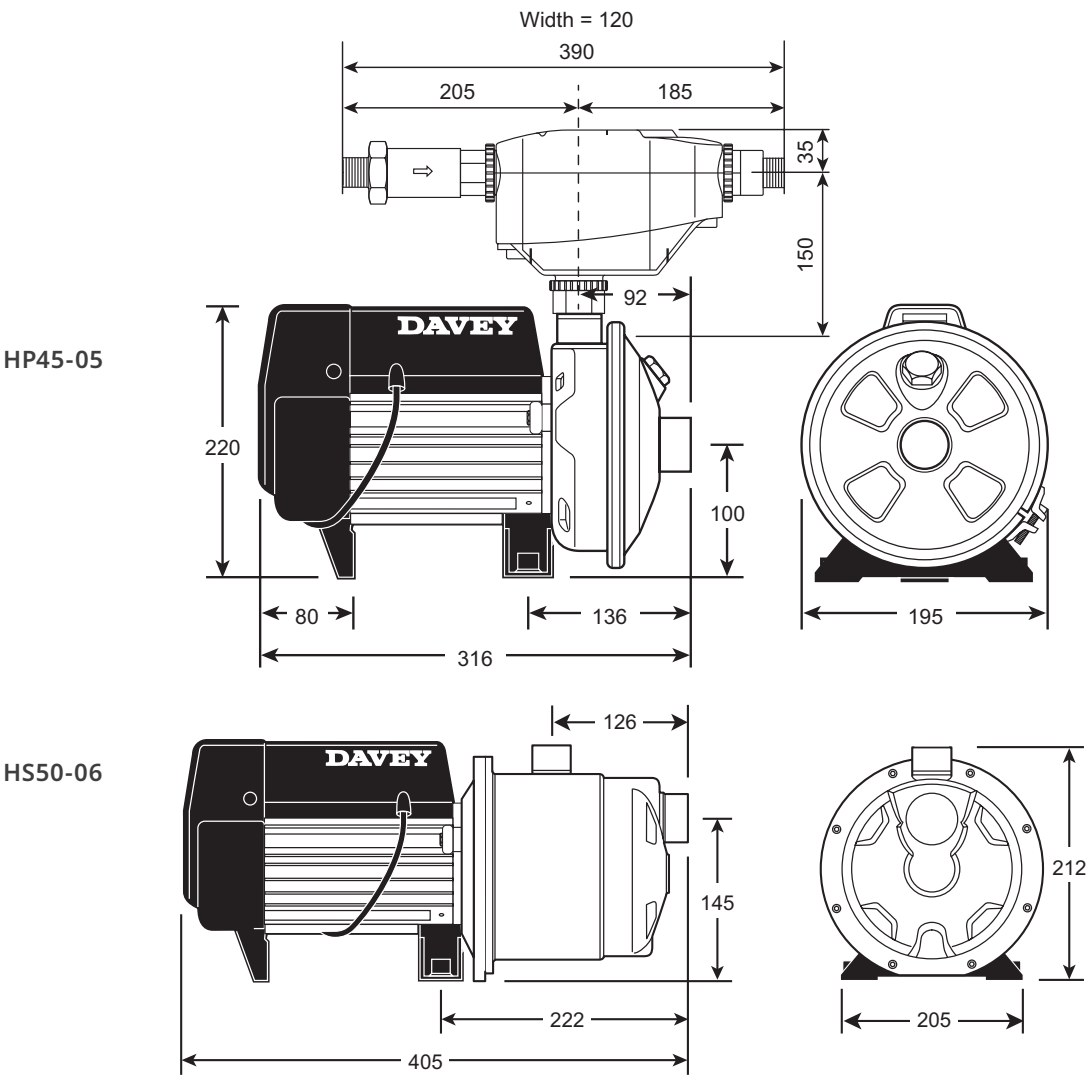
Optional float switch: must be installed inside of tank

HYDRAULIC PERFORMANCE



Rainwater Harvesting

DIMENSIONS (MM)				
Type	Mounting Holes Diameter	B	C	D
HP45-05	10 @ 140 centres	1¼" (F)	1" (M)	13
HS50-06	10 @ 140 centres	1¼" (F)	1" (F)	13



OPTIONAL EXTRAS

